




Technology Use by Grade 4 to 8 Students Irwin Park Elementary School

Brad Daudlin – Principal, Irwin Park Elementary School

Anya Smith – Parent with children at Irwin Park and WVSS



Anya's Kids

Theo – Grade 3	Nate – Grade 7	Max – Grade 10
		

Use of Technology AT School

Bring Your Own Device


- 100% of students Grade 4 to 7 have a device to use at school
- 94% laptop computer
- 84% have access to an alternate device (tablet)



WHAT Students are Doing with Technology AT SCHOOL

In order of what students report doing most often:

- **Online Researching (finding information for assignments)**
- **Word Processing for assignments**
- **Online Group Projects (shared assignments, all can edit document at the same time)**
- **Personal Presentations (slide shows with text)**
- **Creating (e.g. art, videos, photos, etc.)**
- **Other (coding, typing practice, Math IXL, etc.)**



What DIGITAL TOOLS are Students Using AT SCHOOL

- Google Suite of Apps (Docs, Slides, Sheets, etc.)
- Research Sites (World Book Online, Encyclopedia of BC, Canoe Kids, etc)
- Math IXL
- Discovery Science Tech Book
- Dreamscape (Literacy tool)
- Scratch (Coding)
- Discovery Math Tech Book



Anya's Kids AT SCHOOL

Theo – Grade 3	Nate – Grade 7	Max – Grade 10
Math IXL	Google Suite Apps Research Sites Math IXL	Google Suite Apps Research Sites Vectorworks



Use of Technology AT Home

- **99.5% have internet access at home**
- **56% have a personal cell phone (53% of these cell phones have cellular data included)**



Use of Technology at Home

TOP 5 (in order of what students reporting doing MOST often at home)

- **Streaming of Shows and Movies**
- **School Assignments**
- **Internet Based Gaming**
- **Social Media**
- **Person to Person contact (texting, messaging, email)**



Top Social Media (Active Account)

In order of most accounts:

- Youtube
- Instagram
- Tik Tok
- Snapchat



Tik Tok



Snapchat

The TOP 5 Compared Grade 4 & 7

How do you use Technology the MOST at HOME?

Activity	Grade 4	Grade 7
Streaming Movies/Shows	24%	35%
Schoolwork/Assignments	24%	15%
Internet Based Gaming	19%	20%
Social Media	11%	12%
Person to Person Contact	8%	12%

Social Media Compared Grade 4 & 7

Active Accounts	Grade 4	Grade 7
Youtube	42%	80%
Instagram	9%	58%
Tik Tok	18%	43%
Snapchat	16%	32%

Anya's Kids AT HOME

Theo – Grade 3	Nate – Grade 7	Max – Grade 10
Internet Based Gaming YouTube	Homework Internet Based Gaming Social Media Texting Instagram Snapchat YouTube	Homework Internet Based Gaming Social Media Instagram Snapchat YouTube

Personal Cell Phones?

Grade	Grade 4	Grade 5	Grade 6	Grade 7
Have a personal cell phone	22%	45%	64%	87%



Anya's Kids	Cell Phone?
Theo – Grade 3	No
Nate – Grade 7	Yes
Max – Grade 10	Yes

Overall Technology Use Trends

Grade 4 to 8



More technology usage at home and school

More *personal* use and choice of how and what

Increase in “watching” and social media participation, sharing and messaging

More with a personal cell phone