
SHAPE THE FUTURE OF SENTINEL



Results from Student Poll - Oct 22-31, 2025
And Proposed Next Steps

Have your say!

To identify the resource needs of the school, we must ask our customer, **Our Students.**

Just as two years ago, Sentinel PAC worked with Sentinel admin in putting together a school wide survey for our students, encouraging them to think about changes they would actually like their life better everyday, evolving around Academics, Arts, Athletics, and School.

Our Students Wanted to be Heard. We received over 18% response rate (224 out of 1215) during Oct 22 - Oct 31, 2025.

This is a summary of the survey results.

This will guide the school leadership's decisions around fundraising efforts of PAC and changes around school operations.

Section 1 of 10

Student Poll - Shape the Future of Sentinel

Your voice matters!

Sentinel wants YOUR ideas on how to make our school a place where everyone can **belong and thrive**—today and for the future.

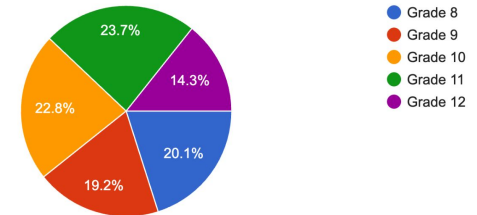
Think bold, but also think real: what changes would actually make your school life better every day?


This survey takes only about 5 minutes. Your input will help guide decisions on improving **Academics, Arts and Athletics**.

All responses are anonymous/confidential.

We'll share the results and use them to **inform school leadership decisions**.

224 responses





Survey

Questions are geared towards measuring the effectiveness of past projects, engagement level of students, and changes students would want to school to give them a better learning experience.

→ **PAC Impact**

How happy are the students with indoor social space and gym upgrades?

→ **General School Experiences**

How engaged are our students

→ **Academics / Arts / Athletics / School Life & Identity**

Types of improvements students want to see under these pillars.

→ **Open Ideas**

Free Text on 1 Small Change and 1 Big Idea

PAC Impact.

On a scale of 1-5:

Takeaways

Facilities changes (gym, indoor social spaces) are generally well-received — gym renovations scored particularly well.

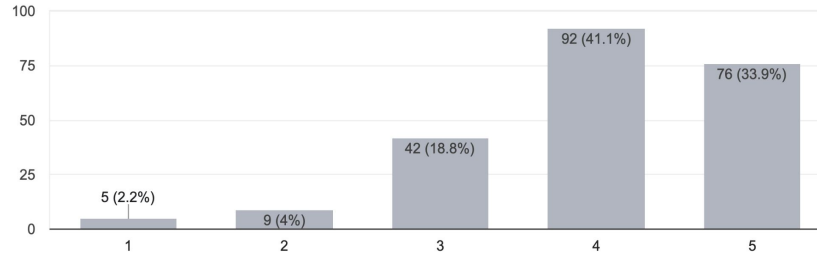
Gym renovations happiness:

Average: 4.00 / 5.00

Median: 4 / 5

How happy are you with the gym renovations?

224 responses



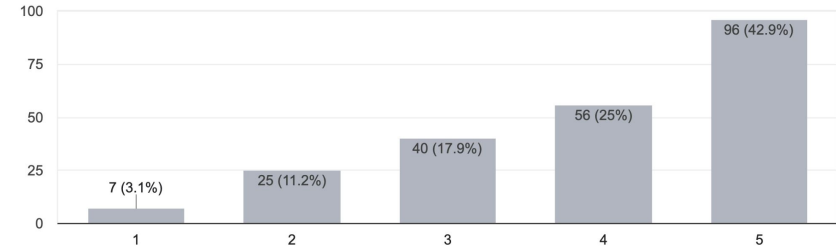
Usefulness of indoor social spaces:

Average: 3.93 / 5.0

Median: 4 / 5

How useful are the new "indoor social spaces" (e.g. wooden benches, high-top tables and chairs)?

224 responses

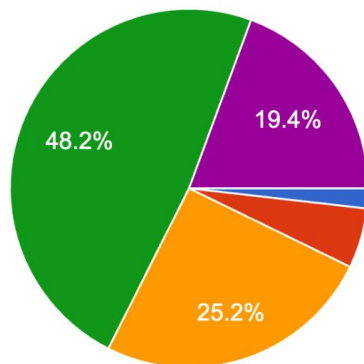


General School Experience.

On a scale of 1-5:

On a scale of 1–5, how much do you feel a sense of belonging at Sentinel?

222 responses



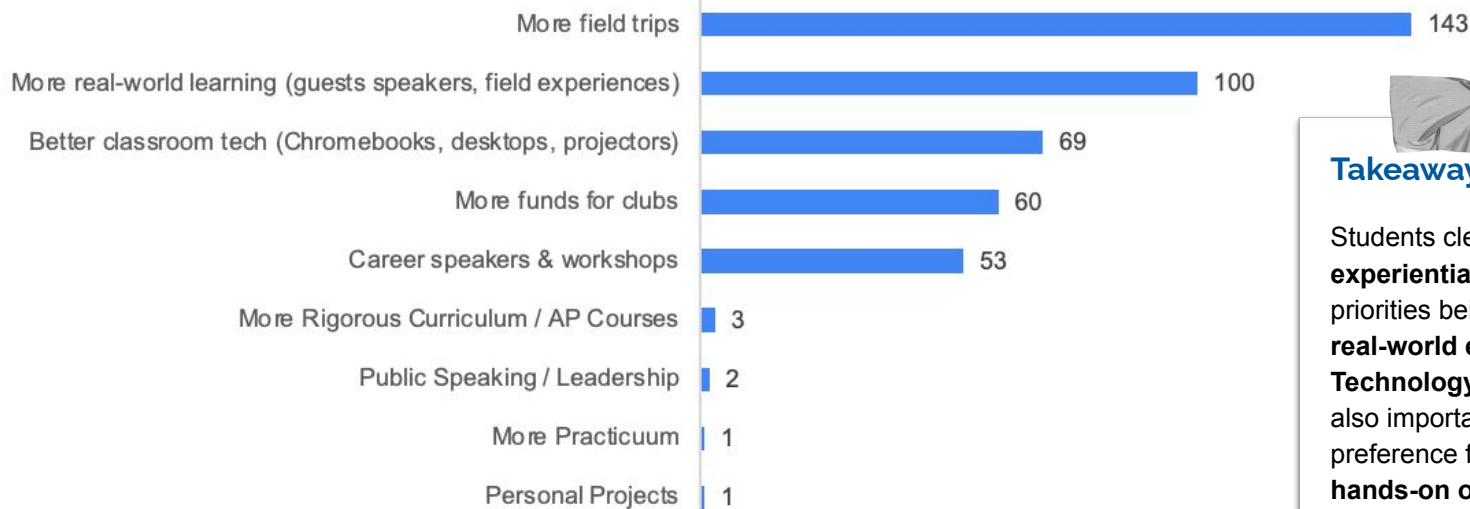
- 1 – Not at all
- 2 – A little
- 3 – Neutral
- 4 – Quite a bit
- 5 – Very strong sense of belonging

Average: 3.77 / 5.00

Median: 4 / 5

Academics

Which academic improvements would help you most? (choose up to 2)

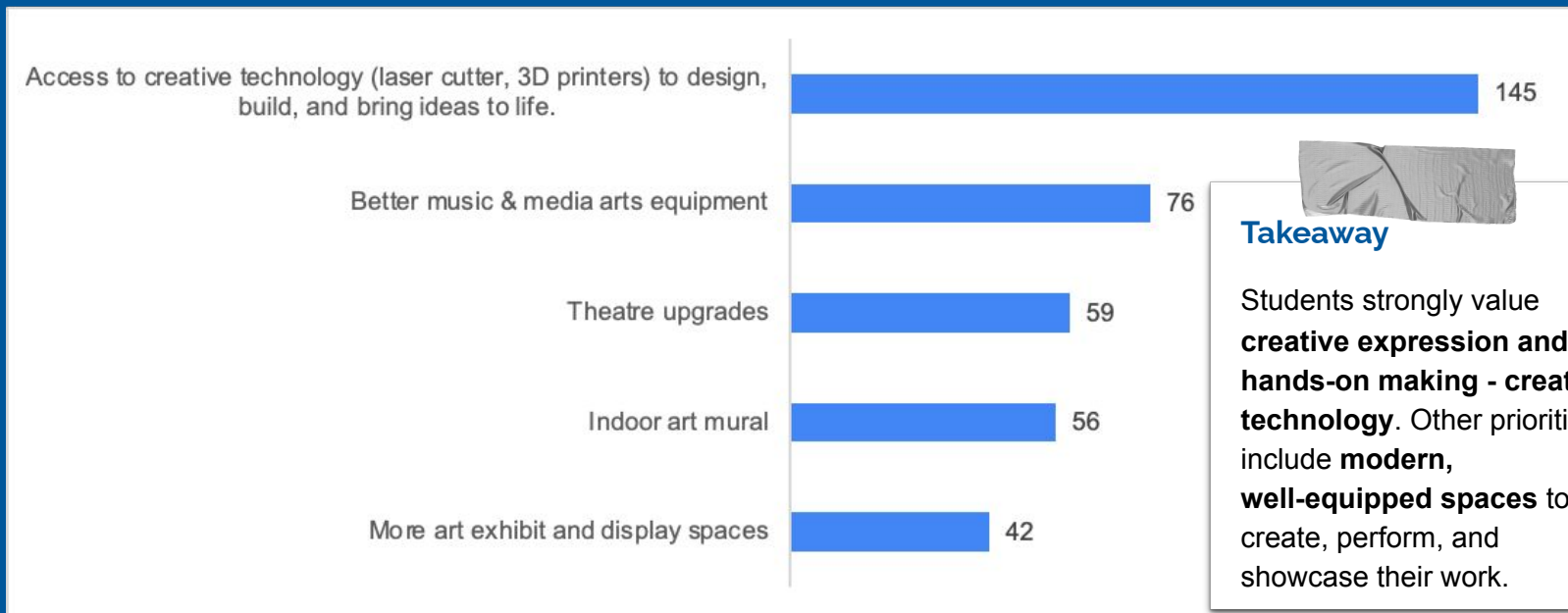


Takeaway

Students clearly want **more experiential learning**, with top priorities being **field trips** and **real-world experiences**. **Technology upgrades** are also important, showing a preference for **engagement**, **hands-on opportunities**, and **tech-enabled learning**.



Which art improvements would you most like to see? (choose up to 2)

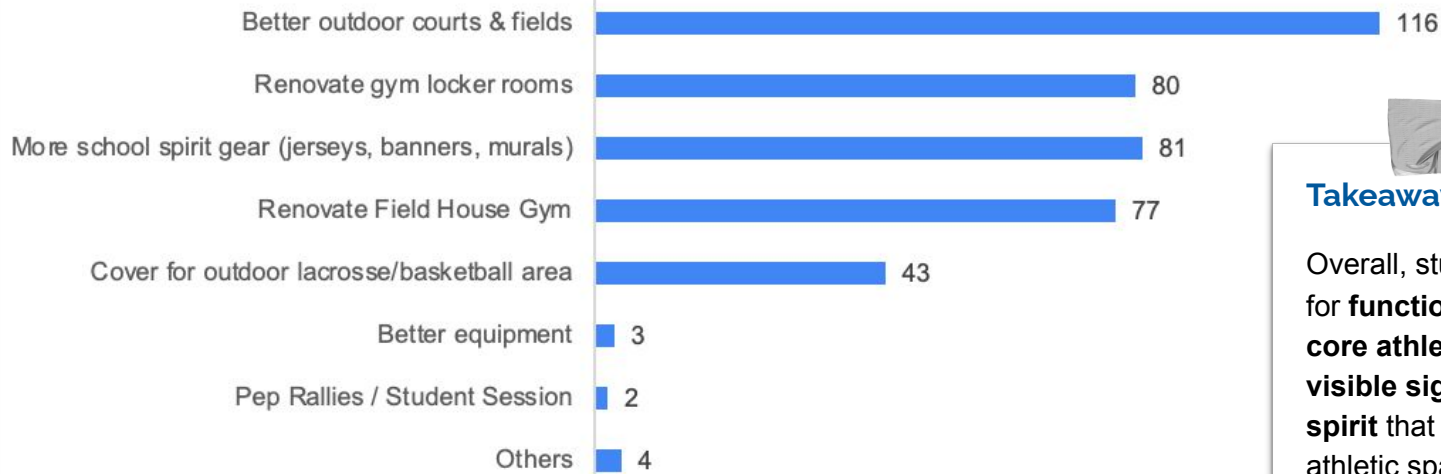


Takeaway

Students strongly value **creative expression and hands-on making - creative technology**. Other priorities include **modern, well-equipped spaces** to create, perform, and showcase their work.

Athletics

What athletic improvements should PAC focus on next? (Choose up to 2)

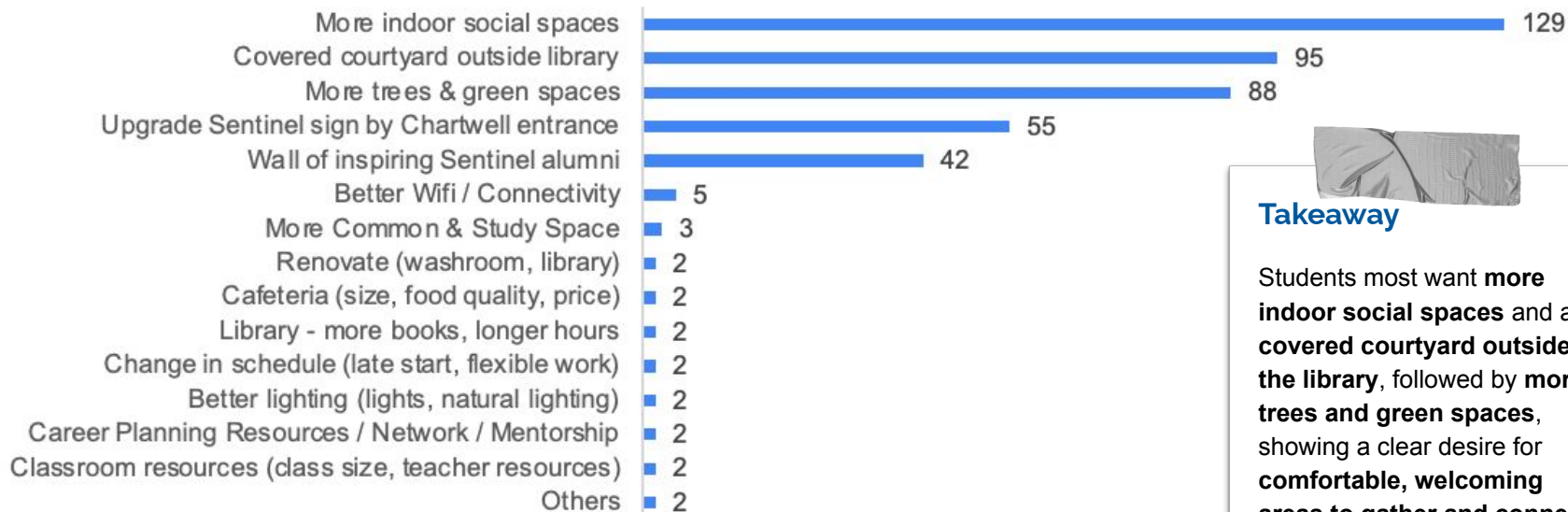


Takeaway

Overall, students are asking for **functional upgrades to core athletic facilities** and **visible signs of school spirit** that make Sentinel's athletic spaces more inspiring and inclusive.

School Life and Identity

What school improvements should PAC focus on next? (Choose up to 2)



Takeaway

Students most want **more indoor social spaces** and a **covered courtyard outside the library**, followed by **more trees and green spaces**, showing a clear desire for **comfortable, welcoming areas to gather and connect**.

Our Students Want to Help!

Engagement Snapshot

Survey response rate overall: 220 (~18%) of students.

Among respondents, 140 (~63%) expressed interest in volunteering.

Highest potential: Grade 10 (14% of total students), Grades 8–9 moderate (~10–11%).

Lowest engagement / risk of underrepresentation: Grade 12 (only 3% of total students).



Next Steps!

- Announce the winners to lucky draw
- Present findings to parents and staff
- Review top item frequencies and prioritize the top funding needs with Sentinel Admin.
- Create 3 workstreams:
 - a. Planning & Implementation of identified projects - Led by school admin, supported by PAC
 - b. Fundraising campaigns - Led by PAC-Legacy, with support from students and Sentinel admin
 - c. Fundraising related events - Led by PAC-Events, with support from Sentinel students and staff