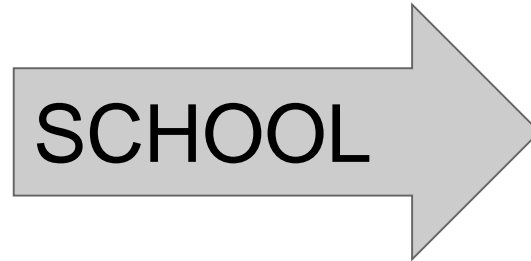


iDEC 2018-19

CPAC - October 2018




Parents as Participants



Bear Assessment



Beginning



Developing



Applying



Extending

CPAC Parent Information Series 2018-19

SESSION #2

DESIGN, DELIVER, DEBRIEF





Session One Revisited

DEFINE

Restating, Unpacking, Chunking details,
Considering perspectives



DEFINE



DISCOVER

Skimming, Scanning, Analyzing, Taking notes,
Researching



DREAM

Generate ideas, Exploring, Imagining, Visualizing



DREAM

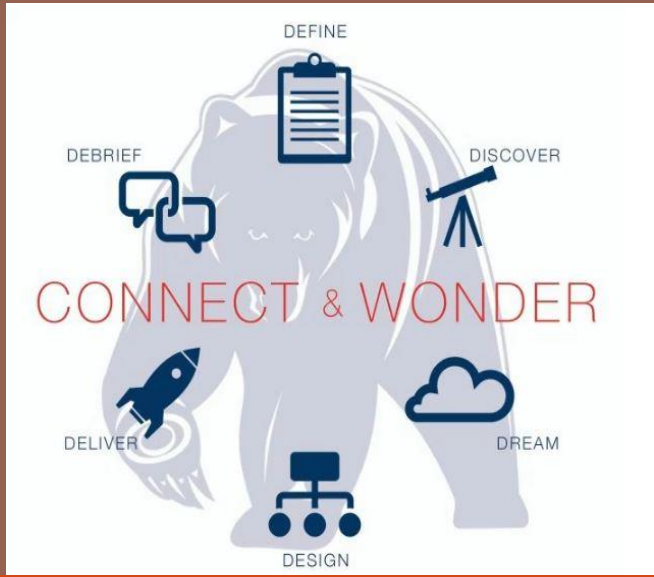


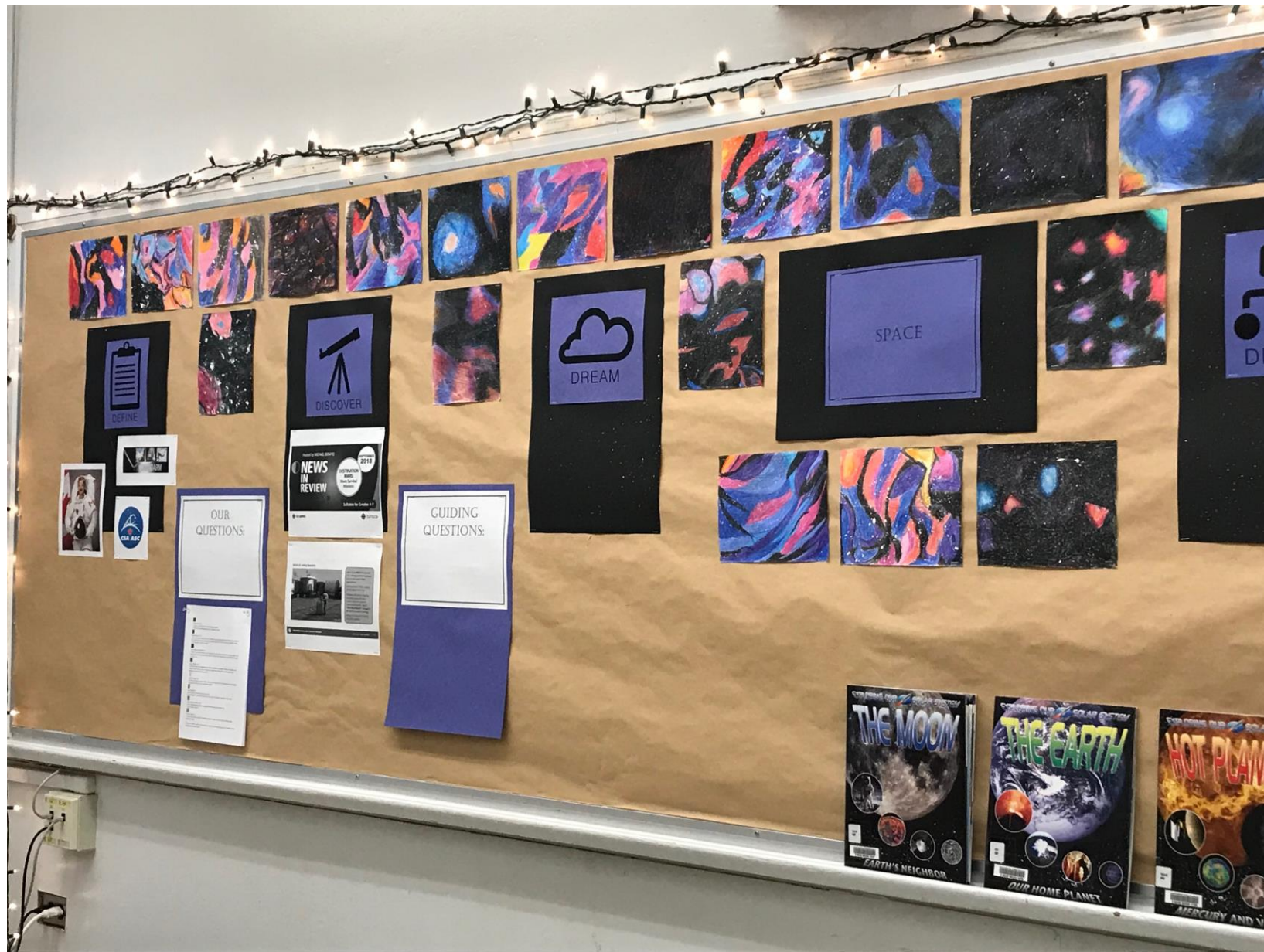


Caulfeild School
@CaulfeildSchool

Following

You never have to search very hard @CaulfeildSchool to see the learning process with our students. Great looking process boards on display #westvaned





DESIGN



Now the learners begin to hammer out the initial framework for the solution they are developing. The starting points for this stage are our two key focal points again: the **audience** and the **purpose**.

- Design components: Suitability for the audience and purpose
- Information components: what information is needed to complete this task?



DESIGN:

Collaborate
Experiment
Team work
Solutions





CAULFEILD
EST. 1957

DESIGN:

Choose
how to
present



DESIGN

DELIVER

In this phase, there are two separate stages:

- **Produce and Publish.** This involves the action for completing the product (Produce), and presenting the proposed solution (Publish)



DELIVER



DELIVER: To Parents

fresh
grade



DELIVER



CAULFEILD
EST. 1957

DELIVER: Peer to Peer



DELIVER



CAULFEILD
EST. 1957

DELIVER: Formal Event



DELIVER

Show Case



DEBRIEF

This is the reflection stage where students get to own their learning. They look at the ways they succeeded, and ways they could improve their approach in similar future situations.



DEBRIEF



DEBRIEF



DEBRIEF



CHECKING YOUR UNDERSTANDING OF THE SIX D'S.

